

Toll Free 888-289-8787



Pump & Equipment, Inc.

THE WIDEST RANGE OF PRODUCTS & SERVICES

INDUSTRIAL PRODUCT GUIDE



Yamada Pumps

Air Operated Double Diaphragm Pumps that have a state of the art patented "Non-Lube Air Valve System". These units are used worldwide in many industrial applications including chemical processing, oil, gas, semiconductor and food processing.



Iwaki Pumps

Non-Metallic Magnetic Drive Pumps and Metering Pumps are used in many different applications such as chemical, wastewater, and industrial processing.



BJM Pumps


Submersible Pumps supplied in Cast Iron, 316 Stainless Steel, and Chemical Resistance Noryl. BJM offers different types of submersible pumps for the chemical processing, mining, gravel, and food processing industries. Pump options include explosion proof, high temp, and MHSA approved.

CUSTOM INDUSTRIAL PUMP SYSTEMS



Direct 815-578-0100 • BPHPUMPS.COM • PUMPS-AND-PARTS.COM


DIAPHRAGM PUMP



Yamada

NDP Series Pumps are the backbone of the industrial line of air-powered double diaphragm pumps(AODD). A unique, lube-free patented air-valve design ensures stall-free operation throughout the product life. The sizes range from connections 1/4" to 3" NPT or Flange Ports. Bolted construction and common component replaceable parts maximize uptime and increase profitability.

- Aluminum, Cast Iron, Stainless Steel, Acetal, Polypropylene, and Kynar materials
- Solid Handling Pumps
- Powder Pumps
- Drum Pumps
- High Purity Pumps



FLEXIBLE IMPELLER



Jabsco

Jabsco manufactures a wide range of Flexible Impeller, Rotary Vane, and Rotary Lobe Pumps that range from 3/8" to 6" connections. The maintenance on the flexible impeller pumps is one moving part so downtime is minimal. These pumps are used in the chemical processing, paint, petroleum, and wastewater industries.

- Self-Priming up to 22 ft. of lift (zero tolerance)
- Low shear for delicate products
- Moderate solids handling, good for air entrained product
- SIP able, up to 20,000 CPS, 60 PSI, 100 GPM
- Robust design - 316 SS wetted parts are standard
- Epoxy, Stainless Steel, Bronze construction



SUBMERSIBLE



BJM

BJM has an extensive line of Submersible Pumps and Pump Accessories for many applications that require 1/2" to 10" connections and pertain to the mining, municipal, construction, and wastewater industry.

- 316 Cast Stainless Steel, Noryl, Hi-Chrome Iron, and Cast Iron construction
- Award-winning Tungsten Carbide Shredding Technology
- Hi-Temp, Explosion Proof, MSHA, Hydraulic Models
- Sic Double Mechanical Seal and Seal Minders
- Floats, Starter Boxes, Control Boxes, Rail Systems, Power Cable Accessories
- KZN Pumps have a wide range of heavy-duty slurry options.



Barmesa

Barmesa Pumps manufactures a variety of submersible, and self-priming pumps that feature a sophisticated design. These pumps are used in markets such as commercial, industrial, utility, chemical and dewatering.

- Sump/Utility
- Effluent
- Non-Clog
- Grinder
- Complete line of control panel, pump stands and level controls



DRUM PUMPS



Flux

Flux offers a wide variety of drum pumps that includes standard impellers, progressive cavity, and worm drive design. These pumps are used in the chemical processing, wastewater, food processing, and plating industries. This includes mixing pumps, complete drainage pumps and high viscosity drum unloading systems.

- Up to 63 GPM
- 1-100,000 CPS
- 700/1000/1200 immersion length mm (27/39/47 inches) also offered in 41 or 50 mm OD design
- Stainless Steel, Polypropylene, PVDF, and Aluminium materials
- Custom lengths are available from 55" to 120"



Lutz

Lutz manufactures a complete line of drum pumps including mixing pumps, complete drainage pumps, and explosion proof pumps. These pumps are offered in sealless design in multiple materials to handle the tough applications of chemical processing, wastewater, plating, and food processing.

- Pumps can be supplied in 19", 27", 29", 47", 55", and 63" standard lengths
- Up to 73 GPM
- Stainless Steel, Polypropylene, PVDF, and Aluminum materials
- 1 - 100,000 CPS
- Progressive Cavity, Worm Gear and Centrifugal design



Finish Thompson

Finish Thompson manufactures sealless high performance drum pumps for all major industries including wastewater, chemical, ink, and personal care.

- Polypropylene, PVDF, and 316 SS Tubes
- Interchangeable with Motors
- Greater flow control with variable orifice discharge
- Up to 2000 CP fluids
- FDA-Complaint options



CENTRIFUGAL PUMPS



Price

Price Pump Company offers a broad range of horizontal and vertical centrifugal pumps in both sealed and sealless designs. The connection ranges with a 1/4" to 6" for industries in the chiller, pressure boost, filtration, chemical and domestic water applications.

- Capacities to 1100 GPM and Heads to 380 ft.
- Temperatures from Cryogenic to 350° F
- 316 SS, Cast Iron, Bronze, Hastelloy and many Non-Metallic materials
- Wide variety of Mechanical Seals and Custom Designs
- Sealless Design (Mag Drive) Offers Zero Leakage - 100% Emissions Free



American Stainless

ASP manufactures all Stainless Steel Centrifugal Pumps for the Commercial/OEM marketplace, and are designed to provide years of high efficiency service in tough applications. These pumps can be used in the brewing, filtration, and chiller industry.

- Horizontal and vertical designs
- 304 Stainless Steel construction
- Two-Stage Pump offerings
- Open or Enclosed Impeller Design
- Back Pull-Out Design
- Custom Vertical Length



CENTRIFUGAL PUMPS



Gusher

Manufacturer of Rumaco, Ruthman, and Gusher Pumps this represents one of the largest selection of centrifugal pumps available from a single manufacturer. Models include close-coupled, end suction, immersed, self-priming, vortex, sludge, multi-stage, and full cantilever pumps. Pumps are offered in vertical or horizontal styles. These pumps offer flow rates up to 4800 GPM and discharge pressure rates up to 820 ft.


- Vertical Heavy Duty
- Horizontal Back Pull-Out
- Self-Priming
- Multi-Stage
- Coolant Pumps
- ANSI-Dimensional



Ampco

Ampco manufacturers a vast line of Centrifugal, and Rotary Lobe Pumps that are built to withstand the harshest environments over long periods of times. These pumps are used in applications like reverse osmosis, waste water, chemical processing, and marine industries.


- Superior Corrosion Resistant Alloys / Duplex 2205, 316SS, Nickel Aluminum, Bronze, Hastelloy C, Alloy 20
- Multiple Commercial and Custom Seal Options
- Replaceable Wear Rings
- Pressure Capabilities as High as 250 PSI and Temperatures to 350° F



Berkeley

Berkeley offers a commercial and industrial water pump that delivers outstanding reliability and performance in the most demanding operating environments. We offer centrifugal, sewage, solid handling, engine driven, and vertical multi-stage pumps to fill every need.

- Vertical Multi-Stage dimensionally interchangeable with other manufacturers
- Cast Iron, 304, and 316 Stainless Steel Construction
- Well Submersible Pumps
- ANSI Design Pumps



AMT

AMT Pump Company provides a wide range of electric and engine driven pumps in Cast Iron, Bronze, Stainless Steel and Aluminum for a vast number of applications.

- Trash Pumps / Self priming Engine and Electric Motor Driven up to 6-inch discharge and 1000 GPM
- Coolant Pumps / Vertical Heavy Duty, Recirculating
- Immersion Pumps / Fully Interchangeable with Units on Most Machine Tools
- Vertical Submersible Pumps with many options and sizes
- Specialty Pumps / Booster, Chemical, Sprinkler, Firefighting



Barmesa

Barmesa ANSI Centrifugal Pumps offers a range of different models for industrial duty and chemical processing industries.

- Ductile Iron, 316SS, CD4MCU are Interchangeable with other brands
- End Suction Centrifugal Pumps/ Up to 8 inch Discharge, Close Coupled Premium Motors up to 125HP
- Vertical In-Line Multi-Stage/ Discharge to 14 inch, Flow to 12,000 GPM, Interchangeable with other brands
- Self-Priming, Self-Priming Trash, Frame Mounted Engine Drive Pumps offer up to 8 inch Discharge, Interchangeable with other brands



MAGNETIC DRIVE PUMPS



Iwaki

Magnetic Drive Pumps featuring Polypropylene or ETFE(Teflon) construction up to 1320 GPM. Iwaki Pumps are ideal for handling various chemicals including acids, alkalis, high purity chemicals, and ultra-pure water.

- Chemical Process Pumps / High Purity Pumps
- Self-Priming Pumps / ANSI Design Pumps
- Repeatable Run Dry Capability
- Low Maintenance
- Up to 300° F



Finish Thompson

Finish Thompson manufactures pumps for the Chemical and Industrial markets. Finish Thompson offers an industry leading 5-year warranty and manufactures quality magnetic drive and mechanically sealed pumps in a variety of materials.

- 321 GPM up to 263 ft. TDH
- Mechanical Seal and Seal-less design
- 316 SS, Polypropylene and PVDF materials
- Self-Priming and Multi-stage designs available
- NPT and flange ports
- ANSI Design



Fluid-o-Tech

A leading manufacturer of positive displacement pumps and systems combining technology and innovation. They manufacture rotary vane, gear, and peristaltic pumps with flows from 10ml/min. up to 12 GPM in a variety of materials.

- 316 Stainless Steel, PPS, and Aluminum Construction
- 10ml/min. up to 12 GPM
- Pressures up to 218 PSI



MIXER



Fusion mixer

Fusion Mixer manufactures mixers in a variety of materials and mounting designs to fit your specialized mixing applications. They will design a mixer that fits the needs of your specific application.

- Stainless steel sanitary mixers for top entry configurations with sealed tanks
- All wetted parts are standard 316L stainless steel
- Various seal options
- Stainless Steel gearboxes and accessories
- Various impeller styles and sizes
- Multiple Mounting Designs



METERING PUMPS



Walchem

Walchem Metering Pumps offers one of the most innovative and comprehensive metering pump product lines in the industry. The ideal industries for these units include chemical injection, water treatment, and wastewater with unlimited other opportunities for these pumps.

- Capacities up to 114 GPM and 290 PSI
- Superior mechanical design
- Powered by advanced micro-process based electronics
- High speed performance – pumps can operate up to 360 strokes per minute
- Superior Check Valve Performance
- High Compression Ratio



AquFlow

AquFlow manufactures precision chemical metering pumps for food processing, water treatment, mining, chemical processing and agricultural applications.

- 3530 GPH and 4000 PSI
- 99% Accurate
- API 675 Compliance
- 100:1 Turndown
- 316 SS, Alloy 20, Hastelloy C, PVC, PVDF, and PTFE materials.




GEAR PUMPS



Oberdorfer

For your gear pump needs, Oberdorfer is the industry leader in corrosion-resistant 316 Stainless Steel and Bronze pumps. Oberdorfer offers both mechanically sealed and magnetic drive gear pumps in a variety of materials to fit all your tough pumping applications.


- 46 GPM
- 150 PSI
- Mechanical, Magnetic Driven and Packing seal options
- 316 SS, Ryton and Alloy C, and Bronze construction
- Nema C close coupled configuration
- Base mounted configuration



Johnson

Internal Gear Pumps that are used in a broad variety of industrial applications. These pumps come in sizes from 1/2" to 8" to meet all of your low flow and high flow applications. Johnson has recognition throughout the world for quality and the highest engineered standards.

- Sturdy design
- High reliability
- Good for low and high viscosity liquids providing even flow
- Capable of high pressure
- Self-priming
- Multiple materials available



JDA

JDA Global, LLC is the largest provider of after-market parts and Pumps under the Nomad Brand Name. Nomad gear pumps features retrofitable design and interchangeable parts and pumps with other manufacturers of internal gear pumps. The units are built for continuous or intermittent duty applications such as circulating, transferring, petroleum, asphalt, and chemical processing.

- Stuffing box on all sizes accepts packing, component single mechanical seals, cartridge seals without modifications
- Bearing housing provides rotor end clearance adjustment to compensate for viscosity or wear
- One-piece bracket minimizes deflection on shaft
- Positive displacement, internal gear pumps
- Low maintenance cost
- Drop in replacement for main competition



LOBE PUMPS



ITT/Jabsco

The Jabsco HP/UL range of rotary lobe pumps offer low maintenance solutions to pumping needs in multiple markets including chemical, paints, wastewater, and many industrial industries.

- High Viscosity liquids handled with minimal shear damage to their structure
- Front loaded shaft seal supplies long life, effective CIP and quick strip and repair
- All Metal construction with 316L grade stainless steel fluid contact parts
- Adaptable mounting for vertical or horizontal pipework
- Scimitar rotors do not require critical shaft synchronization or shimming



Ampco Pumps

Ampco Pumps offer lobe pumps for the sanitary and industrial marketplace. These pumps are used in the paint, oil, gas, wastewater, and chemical processing industries.

- Hygienic tri-lobe rotors
- 316 stainless steel pump body and cover
- Bi-directional flow
- Grease lubricated bearings for top efficiency in high temperature and speed
- Vertical 4-way mounting of gear case
- Stainless Steel Gear Case is standard



HIGH PRESSURE PUMPS



Cat

Cat Pump is the leading manufacture in high pressure, plunger, and piston pumps. They offer a wide variety of pumps to serve all applications that require high pressure including cleaning, reverse osmosis, and the jetting industries.


- From .5 to 240 GPM
- From 100 to 10,000 PSI
- Wide variety of materials including Stainless Steel, Nickel Aluminum Bronze and Bronze
- Compact Closed Coupled Pumps
- Gearbox Pumps
- Electric, Gas, and Hydraulic Powered



Hypro

Hypro is a leading provider of quality fluid handling products, systems, and accessories. Hypro's line of products includes roller, centrifugal, diaphragm, piston, and plunger pumps, as well as spray nozzles and accessories.

- .5 to 80 GPM
- 0-4000 PSI
- Wide variety of materials including Polypropylene, Stainless Steel, Bronze, Iron



IMMERSIBLE PUMPS



Hayward

Hayward Pumps manufactures top quality vertical and horizontal pumps that are used in the filtration, machine tool coolant, chemical processing, and plating industries.

- Custom lengths available
- Polypropylene, CPVC, and PVDF materials available
- .25 HP thru 5 HP sizes available
- Offer a Pump/Filter combination



Finish Thompson

Finish Thompson manufactures a broad line of vertical and horizontal pumps for the chemical processing, plating, and wastewater industries. All the vertical pumps are supplied in sealless leak free design to handle the toughest of chemical applications.

- 242 GPM
- 263 ft. TDH
- 316 SS, Polypropylene and PVDF construction
- Seal-less design
- 300° F
- Custom lengths available



AFTERMARKET PARTS FOR VARIOUS LINES




Aftermarket Parts

BPH Pump offers after market parts for most major Pump Manufacturers including:


- Aro
- Gorman Rupp
- Goulds
- Graco
- Versamatic
- Viking
- Warren Rupp
- Waukesha
- Wilden



P U M P M O T O R S A N D O P T I O N S**Pump Motors/Gear Reducers/VFDs/Carts/Baseplates**

BPH Pump offers Pump Motors, Gear Reducers, VFDs, Carts and Baseplates for many Pump Manufacturers including:

- Baldor
- Weg
- Leeson
- Techtop
- Elektrim
- Nord
- Lenze



**FULL-SERVICE DISTRIBUTOR
OF FLUID-HANDLING EQUIPMENT**

INDUSTRIAL ACCESSORIES**Blacoh Dampeners and Leak Containment Systems**

- Removes both hydraulic and acoustic pulses
- Improves life of pumps and systems
- Quiets system noises
- Built to required specifications
- Spill Stop leak containment systems save downtime and money

**Yamada Dampeners and Liquid Level Controllers**

- 1/2" thru 3" Design Sizes
- Automatic air motor
- Low air consumption
- PTFE coated air side optional
- Liquid Level Controllers can be used to automate your filling and emptying operations

**Cipriani Valves**

- 316L Stainless Steel
- 3A Approved
- Butterfly Valves and Actuators
- Check Valves
- Flow Control Valves
- Pressure Relief Valve

**Exergy Sanitary Shell and Tube Heat Exchangers**

- Heat Transfer Rates to 3,500,000 BTU/HR
- Flows up to 160 GPM Pressures UP to 1500 PSI
- Clean-In-Place
- 3A Approved

**Novaflex Hose and Fittings**

- Sizes 1/2" to 4"
- Temperatures ranging from -40° to 240°
- Chemical, Transfer, Tanker unloading
- Multiple materials available

**Shelco Filters**

- Designed for general purpose industrial and commercial filtration needs
- 304L or 316L stainless steel construction for maximum durability and corrosion resistance
- V-band clamp or swing bolt closures for quick and easy cartridge changes
- 3A Approved

A B O U T B P H P U M P

8 8 8 - 2 8 9 - 8 7 8 7

W W W . B P H P U M P S . C O M

W W W . P U M P S - A N D - P A R T S . C O M

For any fluid-handling application, we have the fluid-handling solution.

BPH Pump & Equipment, Inc. is a full-service distributor of fluid-handling equipment. Our goal with each customer is to ensure that the entire process of purchasing, installing and maintaining your fluid-handling equipment is as easy and trouble-free as possible. Virtually every component of your fluid-handling equipment and its operation is handled by us – no more hassles with a variety of vendors.

We offer an outstanding assortment of products to accommodate any fluid-handling application. With both our industrial and sanitary divisions offering a variety of centrifugal and positive displacement pumps we can assist you with any and all of your fluid handling needs including food processing, pharmaceutical and biotech, chemical processing, plating, oil and gas, and a variety of other applications. But, that's only where our service begins. We continue to provide direct sales and service support to assure that every fluid-handling component we install performs to our customers complete satisfaction.

At BPH, we measure our success by the performance of our products. To assure peak performance of each product we sell, we provide the following services.

Customized Application and System Engineering:

BPH offers 75 years of engineering experience assuring that your system is expertly designed and installed to meet your particular needs and operates at optimum effectiveness and efficiency.

Troubleshooting:

BPH offers prompt response to any problem associated with your system. We offer on-site evaluations and repair. As needed, off-site repairs are handled in our facility located in McHenry, IL. BPH will also repair or replace lines not directly sold through our company.

Fast shipment from our large inventory

See our manufacturers listing on back cover.

Complete customer service and product support handled promptly by a fully trained and experienced support staff. We are supported by the *Small Business Association*.

For your convenience, we accept VISA, MasterCard, American Express, Discover, and PayPal. We also offer 1% 10 Net 30 day terms for approved customers.

**THE WIDEST RANGE OF
PRODUCTS & SERVICES**

BPH also distributes the following fine products:



Cipriani Harrison Valves Corp.



The Right Connection™



FINISH THOMPSON INC.



Motors and Drives
For the Americas . . . and the World



BPH PUMP & EQUIPMENT, INC.
THE WIDEST RANGE OF PRODUCTS & SERVICES

4126 Orleans St. • McHenry, IL 60050

815-578-0100 • Fax: 815-578-0400 • Toll-free: 888-289-8787 • email: INFO@BPHPUMPS.COM
WWW.BPHPUMPS.COM